



ONU

JUST
THE
FACTS

FALL 2022

OHIO NORTHERN UNIVERSITY

FACTS AND FIGURES

NAME

Ohio Northern University

ESTABLISHED

1871

PRESIDENT

Melissa J. Baumann, Ph.D.

STUDENT BODY

3,015

FACULTY AND STAFF

595

ALUMNI

33,786 alumni from 50 states and 69 countries

OPERATING BUDGET

\$95,157,200

ENDOWMENT

\$212,243,134

MASCOT

Polar Bear

STUDENT-FACULTY RATIO

12:1

CLASS SIZE

Average undergraduate class size: 20

ADA, OHIO

A small-town atmosphere complements the friendly environment found on campus. Population: 5,544

MISSION

Influenced by a unique history and an enduring affiliation with the United Methodist Church, Ohio Northern University's mission is to provide a high-quality learning environment that prepares students for success in their careers; service to their communities, the nation and the world; and a lifetime of personal growth inspired by the higher values of truth, beauty and goodness. The University's distinctive academic program includes mutually supporting liberal and professional education components that integrate practice with theory, complemented by excellent co-curricular offerings that enrich the Northern experience. To fulfill this mission, faculty and staff engage with students so they can learn to think critically, creatively and entrepreneurially; communicate effectively; gain practical experience; solve problems collaboratively; and act as ethical and responsible members of a global community.

CALENDAR

Semesters

ATHLETICS

NCAA Division III, Ohio Athletic Conference (OAC)

12 men's and 11 women's teams.

The mascot is the Polar Bear, and the school colors are orange and black.

STUDENT LIFE

Students choose from a variety of campus activities, including more than 200 student organizations; four national sororities and seven national fraternities; intercollegiate, intramural and club sports; and music and theatrical events.

ONU SUSTAINABILITY

Ohio Northern has made several significant strides in sustainability, and currently is making considerable efforts to realize the full benefits of a comprehensive approach in several areas of sustainability, alternative energy and environmental stewardship.

- Founders Complex and Affinity Village Complex feature a geothermal heating and cooling system to reduce energy use and water consumption.
- Ohio Northern University is a 100 percent tobacco-free campus.
- ONU has been recognized as a Tree Campus USA by the nonprofit Arbor Day Foundation for over a decade.
- Six electric vehicle charging stations have been installed on campus.
- The Affinity Gardens project has transformed the green space of the residence community and provides produce for the Ada Food Pantry and Beatitudes.

- 100 trees and shrubs have been planted with a focus on providing a perfect habitat for 10 beehives.
- ONU Dining Services promotes a number of sustainability initiatives, including these programs: "Green Container, Green Planet" program, "Skip the Straw", use of BPA-free recyclable tumblers, trayless operations, as well as celebration of WasteLESS Week and Earth Day events.

LOCATION

Our scenic, safe and modern campus rests on nearly 342 acres in the village of Ada, Ohio. Our location provides a quaint small-town atmosphere that complements the friendly environment found on campus. Ada offers an array of restaurants, shopping and culture.

THE INN AT OHIO NORTHERN UNIVERSITY

Ada's world-class hotel offers more than 70 deluxe guest rooms, luxurious amenities and more than 3,000 square feet of flexible meeting spaces. Guests of The Inn enjoy everything that the ONU campus has to offer: athletics, performing arts, and so much more.

TUITION AND FEES (2022-23)

Full-Time Tuition and Fees	
Arts and Sciences	\$36,530
Business Administration	\$36,530
Engineering	\$41,640
Pharmacy	\$42,900
First-Year Law (L1) (Includes January Term)	\$32,950
Continuing Law	\$32,950
Freshman Room and Board	
Freshman room and 19 meal plan	\$12,650
See more at onu.edu/admissions-aid/financial-aid/tuition-and-fees	

THE OHIO NORTHERN PROMISE

The *Ohio Northern Promise* is a set of initiatives to make an ONU education more affordable, to reduce student loan debt, to sustain academic quality, and to prepare students for career success. www.onu.edu/about/recognition-excellence

PRESIDENT'S CABINET

PRESIDENT

Melissa J. Baumann, Ph.D.

PROVOST/VP FOR ACADEMIC AFFAIRS

Juliet K. Hurtig

VP FOR FINANCIAL AFFAIRS

Jason M. Broge

VP AND DEAN FOR STUDENT AFFAIRS

Adriane L. Thompson-Bradshaw

VP FOR ENROLLMENT MANAGEMENT

William T. Eilola

VP FOR GENERAL COUNSEL

Lisa Lang

VP FOR UNIVERSITY ADVANCEMENT

Shannon M. Spencer

CHIEF BELONGING, INCLUSION & DIVERSITY OFFICER

Ye Solar Hong

ASSOCIATE VP FOR ACADEMIC AFFAIRS

Lynda D. Nyce

EXECUTIVE DIRECTOR OF COMMUNICATIONS AND MARKETING

Sheila Baumgartner (Interim)

DIRECTOR OF HUMAN RESOURCES

Emily B. Rosebeck

COLLEGES/ DEANS

GETTY COLLEGE OF ARTS & SCIENCES

Christopher Bowers (Interim)

THE JAMES F. DICKE COLLEGE OF BUSINESS ADMINISTRATION

John C. Navin

THOMAS J. SMULL COLLEGE OF ENGINEERING

John-David Yoder

PETTIT COLLEGE OF LAW

Charles H. Rose, III

RUDOLPH H. RAABE COLLEGE OF PHARMACY

Steven J. Martin





ACCREDITATION

UNIVERSITY

The Higher Learning Commission
www.hlcommission.org

COLLEGES

- AACSB International-
The Association to Advance
Collegiate Schools of Business
- Accreditation Council for
Pharmacy Education
- American Bar Association
- American Chemical Society
- Association of Technology, Management,
and Applied Engineering
- Commission on Accreditation of Allied
Health Education Programs
- Commission on Collegiate Nursing
Education
- Committee on Accreditation for the
Exercise Sciences
- National Accrediting Agency for Clinical
Laboratory Sciences
- National Association of Schools
of Music
- Council for the Accreditation of
Educator Preparation
- Ohio Board of Nursing
- Ohio Department of Higher Education
- Public Relations Society of America
- The four engineering programs and
engineering education are accredited
by the Engineering Accreditation
Commission of ABET, and the computer
science program is accredited by the
Computing Accreditation Commission of
ABET, www.abet.org

HIGHLY RATED (2022)

Ranked No. 4 among Midwest regional colleges
by *U.S. News & World Report* in Best Colleges
2023, ranked fourth in "Best Value Schools"
regional category.

One of nation's top schools in The Princeton
Review's annual college guide, *The Best 387
Colleges: 2022 Edition*.

Ranked by *Washington Monthly* as **No. 2**
on the "Bachelor's Colleges" category of its
2022 college rankings.

One of top 12 small Midwest colleges by
The Wall Street Journal.

Ranked by career-guidance site Zippia as the
most likely college or university in the state
of Ohio (and third in the nation) **to place
its graduates into a job**.

Ranked by Forbes in its 2022 "America's
Top Colleges."

Ranked by PayScale among the **top eight private
universities**, and in the top 16 overall in the state
of Ohio, for return on investment.

Named to Niche.com's 2022 Best Colleges lists
for Best Christian Colleges, Best Value Colleges,
Best Colleges in Ohio and College with the Best
Academics.

ADMISSIONS

AVERAGE
ACT

25

HIGH SCHOOL PERFORMANCE

Average High School GPA: 3.8

% OF STUDENTS TAKING ENTRANCE EXAMS*

ACT	73%
SAT	17%

* Some students take both the ACT and SAT

ENTRANCE EXAM PERFORMANCE

Exam	25th Percentile	75th Percentile
SAT Verbal	525	640
SAT Math	550	670
ACT Composite	21	28
ACT English	19	27
ACT Math	20	28

FRESHMAN ENROLLMENT

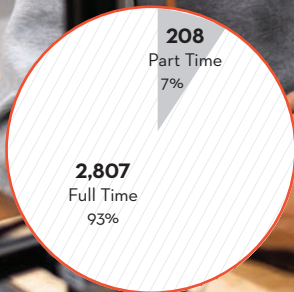
6,622 Applied

3,602 Accepted

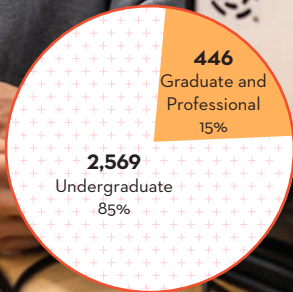
666 Enrolled

ENROLLMENT (FALL 2022) 3,015


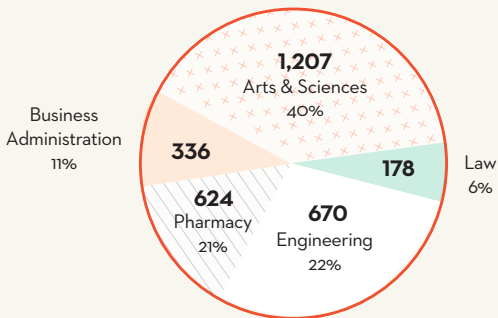
ENROLLMENT STATUS



ENROLLMENT TYPE



ENROLLMENT BY COLLEGE



INTERNATIONAL STUDENTS

Ohio Northern currently hosts degree-seeking students from 19 different countries. More than 60 of our students are enrolled while holding a student visa. A Pathway English language program is offered for those students who have been admitted to a degree program but still need English-language practice.

ENROLLMENT (FALL 2022) 3,015

RACE/ETHNICITY

American Indian/Alaskan Native	6
Asian	58
Black/African American	95
Hispanic/Latino	13
Native Hawaiian/Other Pacific Island	8
International	65
Two or More Races	141
White	2,370
Unknown	259
Total	3,015

ONU
POLAR BEARS

ENROLLMENT BY GENDER

1,565
Men
52%

1,450
Women
48%



27%

Students participating
in at least one
sport on campus



72%

Students were involved
in student organizations
during 2021-22



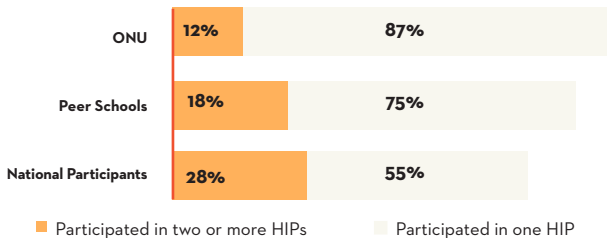
15%

Students participating
in a Greek
organization

STUDENT ENGAGEMENT

NATIONAL SURVEY OF STUDENT ENGAGEMENT 2022 HIGH-IMPACT PRACTICES

Percentage of senior students who participated in high-impact practices (HIP): Learning communities, Service-learning, Research with faculty, Internship or field experiences, Study abroad, and Culminating senior experiences



High-Impact Practices*	ONU	Peer Schools	National Participants
Leadership role in student organization	64%	53%	30%
Internship or field experiences	78%	64%	44%
Culminating senior experiences	81%	62%	43%

* Activities in which ONU senior students (42% response rate) showed significantly higher participation rates than selected peer institutions as well as nationally participating institutions in NSSE 2022.

STUDENT PLACEMENT



STUDENT PLACEMENT RATES

Arts & Sciences	95%
Business Administration	100%
Engineering	96%
Pharmacy	98%
University	96%



STUDENT OUTCOMES

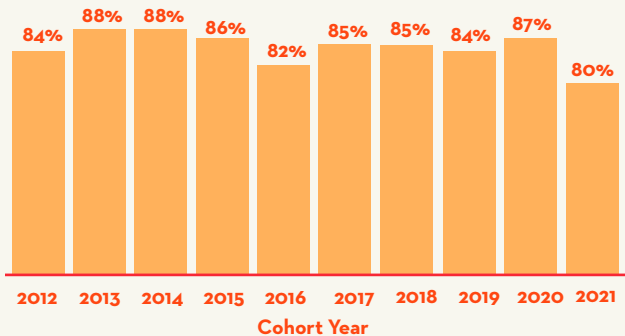


GRADUATION RATES* FOR BACHELOR'S AND PROFESSIONAL DEGREES

Bachelor's	Pharmacy (PharmD)	Law (JD)
67%	82%	85%

* 6-year graduation rate for Bachelor's (2016 cohort), 6-year rate for PharmD (2016 cohort), 3-year rate for Law (2019 cohort).

FIRST-YEAR RETENTION RATES OF FIRST-TIME FULL-TIME FRESHMEN

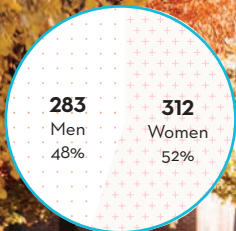


STAFFING (FALL 2022)

RACE/ETHNICITY

Asian	23
Black/African American	17
Hispanic/Latino	8
International	9
Two or More Races	7
White	528
Unknown	3
Total	595

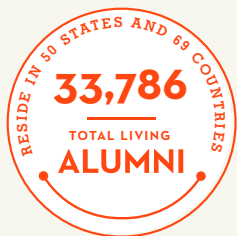
GENDER



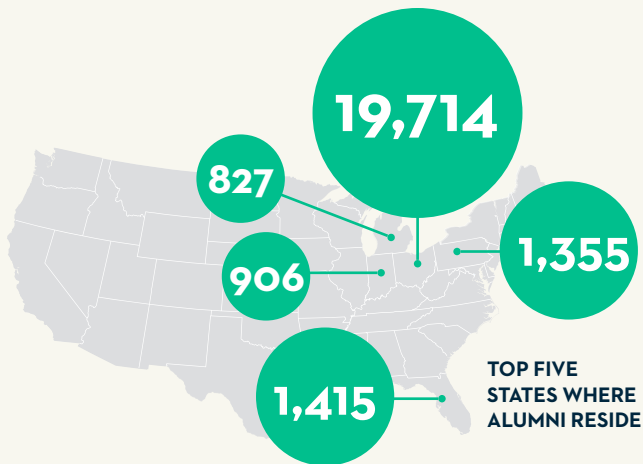

STATUS




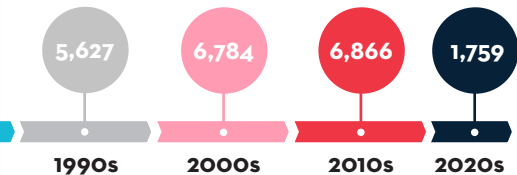
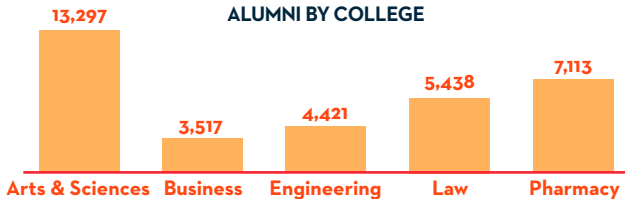
ALUMNI



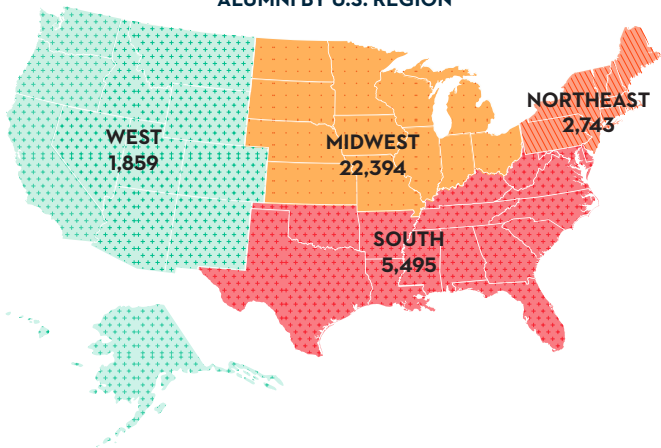
ALUMNI GRADUATES BY DECADE



ALUMNI BY COLLEGE



ALUMNI BY U.S. REGION



SCHOLARSHIPS AND AID



[ONU.EDU/GIVE](https://onu.edu/give)





**Primary Source:
Office of Institutional Research
419-772-2125
www.onu.edu/institutional-research**

CONTACT INFORMATION:

Ohio Northern University
525 S. Main Street
Ada, OH 45810
419-772-2000
onu.edu

