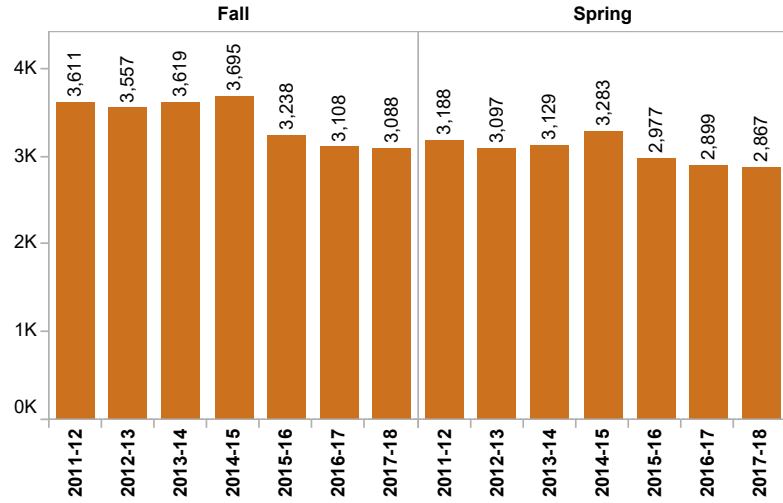
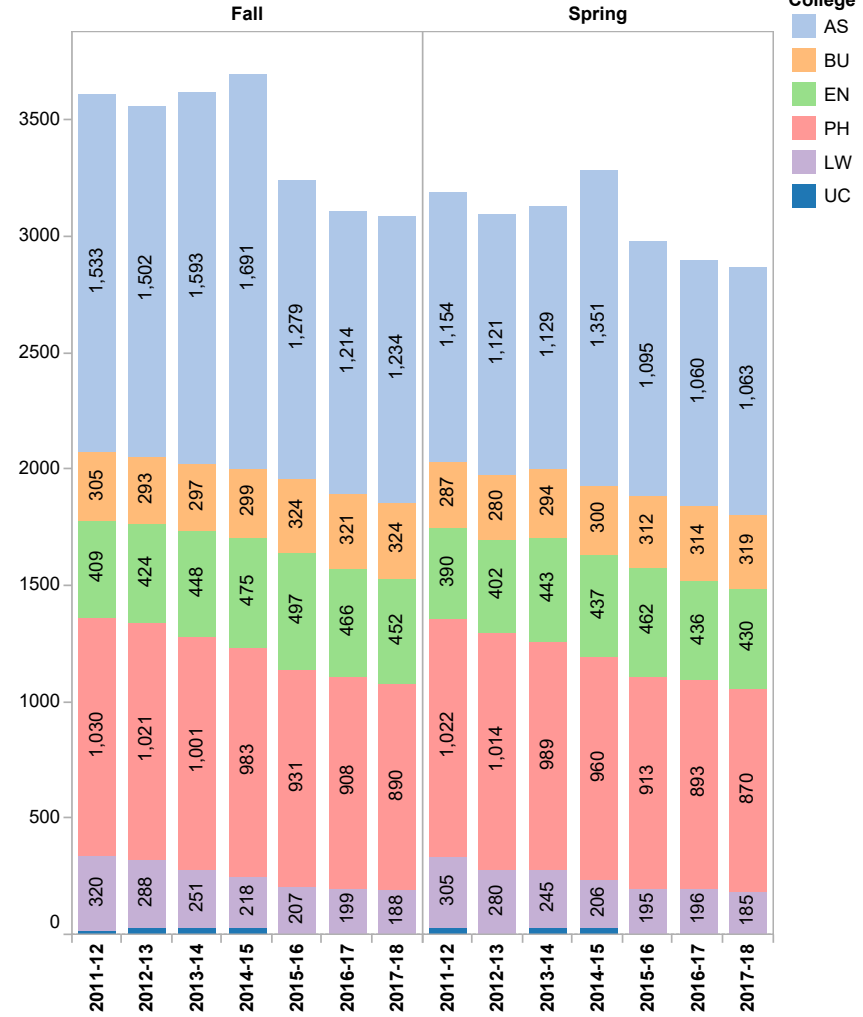


# Ohio Northern University - Spring 2018 Enrollment Census Report

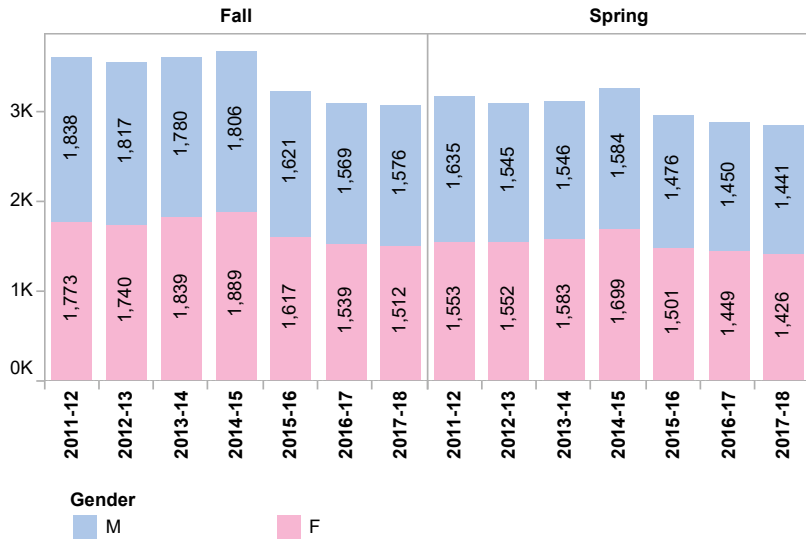
## Total Headcount Enrollment



## Enrollment by College, Term and Year



## Enrollment by Gender, Term and Year



Source: ONU\_CENSUS\_STUDENT

**Ohio Northern University - Enrollment Census Report**  
**Enrollment by College, Year, Term and Student Type**

College	College Description	Student Type	2011-12		2012-13		2013-14		2014-15		2015-16		2016-17		2017-18	
			Fall	Spring	Fall	Spring	Fall	Spring	Fall	Spring	Fall	Spring	Fall	Spring	Fall	Spring
AS	Arts and Sciences	Continuing	819	1,123	817	1,063	809	1,054	787	1,064	745	960	729	972	731	982
		ESL Program							17	13	3	1	6	6	3	8
		New Freshman	297	1	279	2	263	2	289	2	245	4	257	6	286	4
		Post Graduate	5	2	3	2	2		5	1	5		5		4	
		Readmission	6	9	10	3	8	4	9	5	5	3	8	5	4	1
		Transfer	55	10	35	17	56	16	46	11	28	7	38	15	16	16
		Unclassified	351	9	358	34	455	53	538	255	248	120	171	56	190	52
		<b>Total</b>	<b>1,533</b>	<b>1,154</b>	<b>1,502</b>	<b>1,121</b>	<b>1,593</b>	<b>1,129</b>	<b>1,691</b>	<b>1,351</b>	<b>1,279</b>	<b>1,095</b>	<b>1,214</b>	<b>1,060</b>	<b>1,234</b>	<b>1,063</b>
BU	Business Administration	Continuing	218	283	206	265	200	273	213	279	200	297	219	300	226	312
		ESL Program							1				1		1	1
		New Freshman	72		58		64		53		83		71	2	73	
		New Graduate (MSA)			5	5	10	2	8	4	16		21	7	11	1
		Post Graduate	1			1	1		2		2					
		Readmission	2		3		1	1	2		1			2		1
		Transfer	7	2	15	3	5	4	3	3	9	6	6	1	8	1
		Unclassified	5	2	6	6	16	14	18	13	13	9	4	1	5	3
<b>Total</b>	<b>305</b>	<b>287</b>	<b>293</b>	<b>280</b>	<b>297</b>	<b>294</b>	<b>299</b>	<b>300</b>	<b>324</b>	<b>312</b>	<b>321</b>	<b>314</b>	<b>324</b>	<b>319</b>		
EN	Engineering	Continuing	283	388	291	392	303	422	326	420	334	441	327	432	312	430
		ESL Program								4						
		New Freshman	122	1	123	3	127		113		133		124		133	
		Post Graduate					1	1							1	
		Readmission			1	1	3	2		2		1	2		1	
		Transfer	4	1	9	4	12	2	9	1	6	2	10	1	5	
		Unclassified				2	2	16	27	10	24	18	3	3		
<b>Total</b>	<b>409</b>	<b>390</b>	<b>424</b>	<b>402</b>	<b>448</b>	<b>443</b>	<b>475</b>	<b>437</b>	<b>497</b>	<b>462</b>	<b>466</b>	<b>436</b>	<b>452</b>	<b>430</b>		
PH	Pharmacy	Continuing	814	1,014	841	1,007	840	983	799	956	785	909	724	887	715	870
		ESL Program								1						
		New Freshman	195	4	170	5	159	1	173		125		146	2	148	
		Non Traditional		1												
		Post Graduate	8		2				2		5		12		3	
		Readmission	4	2	3	1	1	1	3	1	2	3	6	3		
		Transfer	9	1	5	1		1	1	1	12		20	1	24	
Unclassified					1	3	5	1	2	1						
<b>Total</b>	<b>1,030</b>	<b>1,022</b>	<b>1,021</b>	<b>1,014</b>	<b>1,001</b>	<b>989</b>	<b>983</b>	<b>960</b>	<b>931</b>	<b>913</b>	<b>908</b>	<b>893</b>	<b>890</b>	<b>870</b>		
LW	Law	Continuing	194	296	193	264	158	230	134	195	125	184	110	158	105	159
		Masters	8	8	14	15	15	14	11	11	10	10	28	37	26	26
		New Law	111	1	78		77		71		69		59		48	
		Readmission	4		1		1	1	1					1	2	
		Transfer	3		1	1					2		1		7	
		Unclassified			1				1		1	1	1			
<b>Total</b>	<b>320</b>	<b>305</b>	<b>288</b>	<b>280</b>	<b>251</b>	<b>245</b>	<b>218</b>	<b>206</b>	<b>207</b>	<b>195</b>	<b>199</b>	<b>196</b>	<b>188</b>	<b>185</b>		
UC	University College	Continuing		14		29										
		Unclassified	14	16			29	29	29	29						
		<b>Total</b>	<b>14</b>	<b>30</b>	<b>29</b>	<b>29</b>	<b>29</b>	<b>29</b>	<b>29</b>	<b>29</b>						
<b>Grand Total</b>	<b>3,611</b>	<b>3,188</b>	<b>3,557</b>	<b>3,097</b>	<b>3,619</b>	<b>3,129</b>	<b>3,695</b>	<b>3,283</b>	<b>3,238</b>	<b>2,977</b>	<b>3,108</b>	<b>2,899</b>	<b>3,088</b>	<b>2,867</b>		

Source: ONU\_CENSUS\_STUDENT



**Ohio Northern University - Enrollment Census Report**  
**Enrollment by College, Year, Term and Class**

College	College Description	Class	2011-12		2012-13		2013-14		2014-15		2015-16		2016-17		2017-18	
			Fall	Spring	Fall	Spring	Fall	Spring	Fall	Spring	Fall	Spring	Fall	Spring	Fall	Spring
AS	Arts and Sciences	Freshman	356	263	339	255	344	243	346	253	308	214	319	237	325	236
		Sophomore	265	235	251	240	240	212	255	224	233	223	225	216	222	214
		Junior	240	227	232	225	276	252	226	213	214	208	230	225	209	206
		Senior	309	375	296	355	282	371	305	389	267	323	256	315	277	340
		ESL Program	14	20	23	12	33	18	22	4	3	1	6	5	3	8
		High School	321	4	330		387		495	222	217	105	164	52	183	44
		Post Graduate	14	16	10	11	10	8	9	10	12	10	8	7	8	8
		Exchange Student	5	6	16	9	8	6	8	21	20	7	4	3	4	4
		Special	9	8	5	14	13	19	23	15	4	3	2		3	3
		Transient							2		1	1				
		<b>Total</b>	<b>1,533</b>	<b>1,154</b>	<b>1,502</b>	<b>1,121</b>	<b>1,593</b>	<b>1,129</b>	<b>1,691</b>	<b>1,351</b>	<b>1,279</b>	<b>1,095</b>	<b>1,214</b>	<b>1,060</b>	<b>1,234</b>	<b>1,063</b>
BU	Business Administration	Freshman	82	63	89	57	86	64	69	53	97	79	99	69	90	66
		Sophomore	50	48	60	61	60	74	63	70	55	53	61	81	77	74
		Junior	76	62	59	53	65	54	72	64	65	63	57	51	70	84
		Senior	90	106	73	98	62	83	72	91	75	93	73	83	60	76
		Graduate Student			6	6	12	11	9	13	21	17	26	28	21	16
		Post Graduate	2	2		1	2		2	2	3	3	1	1	1	1
		Exchange Student	5	6	6	4	10	8	11	7	8	4	4	1	5	3
		Special							1							
		<b>Total</b>	<b>305</b>	<b>287</b>	<b>293</b>	<b>280</b>	<b>297</b>	<b>294</b>	<b>299</b>	<b>300</b>	<b>324</b>	<b>312</b>	<b>321</b>	<b>314</b>	<b>324</b>	<b>319</b>
EN	Engineering	Freshman	126	97	136	100	134	101	117	85	139	98	126	90	137	98
		Sophomore	88	77	101	92	110	93	119	102	94	84	112	87	83	86
		Junior	77	78	81	75	89	93	97	84	108	93	89	81	101	80
		Senior	118	138	106	133	112	139	116	154	133	168	136	175	130	165
		Post Graduate					1	2	1	1	1	1			1	1
		Exchange Student				2	2	1		4	22	18	3	3		
		Special						14		25	7					
		<b>Total</b>	<b>409</b>	<b>390</b>	<b>424</b>	<b>402</b>	<b>448</b>	<b>443</b>	<b>475</b>	<b>437</b>	<b>497</b>	<b>462</b>	<b>466</b>	<b>436</b>	<b>452</b>	<b>430</b>
PH	Pharmacy	Senior														1
		Pharmacy - First Year	219	211	227	192	213	188	241	192	179	139	166	158	159	142
		Pharmacy - Second Year	169	163	160	187	134	143	128	153	142	166	133	123	164	161
		Pharmacy - Third Year	159	160	162	159	194	184	157	145	173	160	175	167	142	125
		Pharmacy - Fourth Year	161	165	158	154	140	154	144	166	114	130	130	140	137	148
		Pharmacy - Fifth Year	163	161	156	167	152	151	157	155	169	165	156	151	141	144
		Pharmacy - Sixth Year	154	155	157	155	168	167	152	148	153	153	148	154	147	149
		Pharmacy - PharmD Didactic	5	7	1											
		Exchange Student								1	1					
		Special							2	4						
		<b>Total</b>	<b>1,030</b>	<b>1,022</b>	<b>1,021</b>	<b>1,014</b>	<b>1,001</b>	<b>989</b>	<b>983</b>	<b>960</b>	<b>931</b>	<b>913</b>	<b>908</b>	<b>893</b>	<b>890</b>	<b>870</b>
LW	Law	Law - First Year	111	110	80	79	77	78	72	66	71	69	59	55	57	55
		Law - Second Year	102	79	94	82	63	56	71	54	55	40	59	35	46	37
		Law - Third Year	98	108	99	104	96	97	64	75	71	76	52	69	59	67
		LLM	9	8	15	15	15	14	11	11	10	10	28	37	26	26
		Special											1			
		<b>Total</b>	<b>320</b>	<b>305</b>	<b>288</b>	<b>280</b>	<b>251</b>	<b>245</b>	<b>218</b>	<b>206</b>	<b>207</b>	<b>195</b>	<b>199</b>	<b>196</b>	<b>188</b>	<b>185</b>
UC	University College	Continuing Educ-Certificate	14	30	29		29	29	29	29						
		<b>Total</b>	<b>14</b>	<b>30</b>	<b>29</b>		<b>29</b>	<b>29</b>	<b>29</b>	<b>29</b>						
<b>Grand Total</b>			<b>3,611</b>	<b>3,188</b>	<b>3,557</b>	<b>3,097</b>	<b>3,619</b>	<b>3,129</b>	<b>3,695</b>	<b>3,283</b>	<b>3,238</b>	<b>2,977</b>	<b>3,108</b>	<b>2,899</b>	<b>3,088</b>	<b>2,867</b>

Source: ONU\_CENSUS\_STUDENT

**Ohio Northern University - Enrollment Census Report**  
**Enrollment by College, Year, Term and Primary Major**

College	College Description	Major	2011-12		2012-13		2013-14		2014-15		2015-16		2016-17		2017-18			
			Fall	Spring	Fall	Spring	Fall	Spring	Fall	Spring	Fall	Spring	Fall	Spring	Fall	Spring		
AS	Arts and Sciences	Applied Mathematics						1	1	1	1					1	2	
		Art	14	16	11	10	11	11	9	5	8	8	10	10	6	8		
		Athletic Training	23	20	19	16	22	17	29	23	30	27	33	28	26	25		
		Biochemistry	26	22	22	21	24	22	22	23	15	15	27	25	23	18		
		Biology	154	145	148	134	140	129	128	109	99	99	91	76	95	83		
		Bluffton Students attending ONU				7	8	12	9	8								
		Chemistry	31	28	32	30	36	35	34	34	28	26	26	23	23	23		
		Clinical Laboratory Science	13	12	4	3	3	1										
		Comm Studies	2	9	17	20	15	16	13									
		Communication Arts	55	45	22	20	6	5	1	1								
		Communication Studies	2							13	11	10	7	12	13	12		
		Construction Management	25	31	36	40	37	37	41	43	37	36	46	41	46	46		
		Creative Writing	13	15	19	18	18	17	19	17	14	14	14	12	10	9		
		Criminal Justice	44	36	36	34	34	35	36	38	45	39	54	59	69	68		
		Design	21	21	18	18	15	16	22	20	19	16	23	22	23	26		
		Early Childhood Education	27	25	24	26	29	30	22	24	26	23	22	21	22	20		
		Education Studies			1	1						1		2	3	2		
		Electronic Media	2	3	3	4	3	2	1	1								
		Environmental Studies	11	11	6	4												
		Environmental and Field Biology	3	5	15	18	22	19	28	26	26	20	25	25	25	24		
		Exercise Physiology	53	55	57	55	58	64	66	61	60	50	52	55	57	53		
		Forensic Biology	45	37	35	34	38	35	47	37	47	40	34	29	32	28		
		French	1	1	1	1	1	1	1	1	1	1						
		German	1	1	1	1	1						1	1	2	2		
		Health Education	6	6	3	1	1											
		History	22	22	20	18	21	21	18	17	14	13	8	5	7	8		
		Intensive English	14	20	23	12	33	18	22	4	3	1	6	5	3	8		
		International Studies	5	3	2	2	1	1										
		International Theatre Production	5	5	9	10	12	11	11	12	6	5	2	3	4	5		
		Journalism	5	4	2	2												
		K12 Licensure											1	1	1	1		
		Language Arts Education	12	11	11	10	7	6	8	7	7	9	7	5	6	5		
		Literature	8	8	9	7	5	4	2	2	3	3	3	4	2	2		
		Manufacturing Technology	46	43	37	37	41	43	47	40	38	40	44	43	37	39		
		Mathematics	15	15	13	10	8	9	8	7	7	6	10	12	10	9		
Medical Laboratory Science			8	11	16	14	20	17	15	13	12	11	12	12				
Medicinal Chemistry	6	4	2	1														
Middle Childhood Education	18	17	15	15	10	9	13	15	19	19	17	15	15	15				
Molecular Biology	7	7	7	7	7	9	10	17	14	12	10	16	19	15				
Multimedia Journalism						2	4	5	5	6	5	6	5	6				
Music	5	7	8	9	13	12	13	14	11	12	12	9	16	15				

Counts shown here include only first majors of students. For a complete list of first and second majors by division in the fall term, please refer to the ONU Fact Book.

Source: ONU\_CENSUS\_STUDENT

**Ohio Northern University - Enrollment Census Report**  
**Enrollment by College, Year, Term and Primary Major**

College	College Description	Major	2011-12		2012-13		2013-14		2014-15		2015-16		2016-17		2017-18		
			Fall	Spring	Fall	Spring	Fall	Spring	Fall	Spring	Fall	Spring	Fall	Spring	Fall	Spring	
AS	Arts and Sciences	Music Composition	5	5	4	2											
		Music Education	36	30	32	28	32	30	36	31	27	22	25	22	21	20	
		Music Performance	13	12	9	8	6	6	15	16	21	16	16	17	12	11	
		Music with Electives in Business	1	1													
		Musical Theatre	10	13	26	23	29	28	42	42	50	47	50	49	50	48	
		Nursing	119	117	119	132	150	144	129	139	103	121	105	103	92	112	
		Performance	3	3	9	9	9	9									
		Philosophy	3	2	1	2	1	1	1	1	1					2	2
		Philosophy Politics & Economics									1	1	5	8	7	9	
		Physical Education	7	8	8	5	3	2	1	1	1	1	1				
		Physics	5	5	5	4	4	6	9	7	7	9	9	10	15	12	
		Political Science	27	24	26	26	31	31	30	31	37	35	33	32	30	28	
		Professional Writing	4	8	10	10	9	8	6	5	4	4	3	4	4	4	
		Psychology	60	56	53	53	46	41	49	47	47	45	41	44	40	41	
		Public Health											2	4	4	5	
		Public Relations	5	5	14	14	13	13	16	16	11	12	11	10	8	9	
		Religion	1	2	2	4	2	1	2	1							
		Social Studies	18	16	14	12	13	9	7	8	11	12	13	16	14	14	
		Sociology	8	9	6	8	8	8	7	8	7	7	7	5	6	5	
		Spanish	4	4	4	4	2	2	4	4	1	1	3	4	4	4	
		Sport Management	49	45	36	34	38	42	39	42	43	35	36	30	32	25	
		Statistics	7	7	8	9	9	8	10	12	12	13	17	17	11	12	
		Technology Education	4	3	2	1	3	3	5	6	8	8	9	9	9	7	
		Theatre	8	8	10	13	12	11	14	12	11	9	11	10	7	5	
Youth Ministry	5	6	6	4	4	3	2	2			1	2	1	1			
Undecided General Sciences	8	3	5	2	6	3	2	5	3	3	2	2	10	9			
Undecided General Studies	383	52	397	47	467	56	560	273	264	130	212	86	242	91			
		<b>Total</b>	<b>1,533</b>	<b>1,154</b>	<b>1,502</b>	<b>1,121</b>	<b>1,593</b>	<b>1,129</b>	<b>1,691</b>	<b>1,351</b>	<b>1,279</b>	<b>1,095</b>	<b>1,214</b>	<b>1,060</b>	<b>1,234</b>	<b>1,063</b>	
BU	Business Administration	Accounting	79	80	91	95	109	104	98	98	118	90	86	83	86	93	
		Finance	24	22	13	11	4	4	2	2	1	1					
		Forensic Acct'g and Audit Services										17	25	28	21	16	
		International Business & Economics	28	23	21	15	8	6	3	3	1	1					
		Management	56	45	44	45	40	43	50	52	60	66	58	61	50	53	
		Marketing	47	44	43	46	45	47	53	57	46	47	45	45	48	53	
		Pharmaceutical/Healthcare Business	55	53	57	56	52	53	54	54	55	54	51	50	51	55	
		Risk Management and Insurance							2	4	3	4	4	4	5	7	
		Taxation											1				
		Undecided Business	16	20	24	12	39	37	37	30	40	32	51	43	63	42	
		<b>Total</b>	<b>305</b>	<b>287</b>	<b>293</b>	<b>280</b>	<b>297</b>	<b>294</b>	<b>299</b>	<b>300</b>	<b>324</b>	<b>312</b>	<b>321</b>	<b>314</b>	<b>324</b>	<b>319</b>	
EN	Engineering	Civil Engineering	97	93	94	81	94	90	88	82	100	93	94	90	94	96	
		Computer Engineering	41	35	37	34	38	37	36	30	34	27	28	25	31	29	

Counts shown here include only first majors of students. For a complete list of first and second majors by division in the fall term, please refer to the ONU Fact Book.

Source: ONU\_CENSUS\_STUDENT

**Ohio Northern University - Enrollment Census Report**  
**Enrollment by College, Year, Term and Primary Major**

College	College Description	Major	2011-12		2012-13		2013-14		2014-15		2015-16		2016-17		2017-18	
			Fall	Spring	Fall	Spring	Fall	Spring	Fall	Spring	Fall	Spring	Fall	Spring	Fall	Spring
EN	Engineering	Computer Science	24	21	33	32	32	29	37	33	28	29	44	41	43	39
		Electrical Engineering	48	50	52	54	66	61	54	55	56	56	55	51	44	42
		Engineering Education	4	5	12	12	12	11	12	11	8	8	7	8	8	5
		Mechanical Engineering	195	186	196	187	204	200	222	214	249	231	235	218	226	213
		Engineering Exploratory				2	2	15	26	12	22	18	3	3	6	6
		<b>Total</b>	<b>409</b>	<b>390</b>	<b>424</b>	<b>402</b>	<b>448</b>	<b>443</b>	<b>475</b>	<b>437</b>	<b>497</b>	<b>462</b>	<b>466</b>	<b>436</b>	<b>452</b>	<b>430</b>
PH	Pharmacy	Pharmacy	1,030	1,022	1,021	1,014	1,001	987	979	959	930	913	908	893	890	870
		General Studies						2	4	1	1					
		<b>Total</b>	<b>1,030</b>	<b>1,022</b>	<b>1,021</b>	<b>1,014</b>	<b>1,001</b>	<b>989</b>	<b>983</b>	<b>960</b>	<b>931</b>	<b>913</b>	<b>908</b>	<b>893</b>	<b>890</b>	<b>870</b>
LW	Law	Law	320	305	288	280	251	245	218	206	207	195	199	196	188	185
		<b>Total</b>	<b>320</b>	<b>305</b>	<b>288</b>	<b>280</b>	<b>251</b>	<b>245</b>	<b>218</b>	<b>206</b>	<b>207</b>	<b>195</b>	<b>199</b>	<b>196</b>	<b>188</b>	<b>185</b>
UC	University College	Prison Management Certificate Program	14	30	29		29	29	29	29						
		<b>Total</b>	<b>14</b>	<b>30</b>	<b>29</b>		<b>29</b>	<b>29</b>	<b>29</b>	<b>29</b>						
<b>Grand Total</b>			<b>3,611</b>	<b>3,188</b>	<b>3,557</b>	<b>3,097</b>	<b>3,619</b>	<b>3,129</b>	<b>3,695</b>	<b>3,283</b>	<b>3,238</b>	<b>2,977</b>	<b>3,108</b>	<b>2,899</b>	<b>3,088</b>	<b>2,867</b>

Counts shown here include only first majors of students. For a complete list of first and second majors by division in the fall term, please refer to the ONU Fact Book.

Source: ONU\_CENSUS\_STUDENT

**Ohio Northern University - Enrollment Census Report**  
**Enrollment by College, Year, Term and Ethnicity**

College	College Description	Ethnicity	2011-12		2012-13		2013-14		2014-15		2015-16		2016-17		2017-18	
			Fall	Spring	Fall	Spring	Fall	Spring	Fall	Spring	Fall	Spring	Fall	Spring	Fall	Spring
AS	Arts and Sciences	African American, Non-Hispanic	67	48	59	44	62	52	62	52	49	41	51	43	51	45
		American Indian/Alaskan Native	2	2	1	1	1	1	1	1	1	1	2	2		1
		Asian & Asian/Pacific Islander	16	10	10	4	13	5	11	7	9	8	9	6	12	11
		Hispanic	41	31	33	22	31	26	21	17	12	10	12	11	10	10
		International	39	48	65	52	83	63	72	66	48	28	35	31	26	29
		Multi-Racial	32	31	44	45	51	34	55	46	52	47	36	32	35	25
		Native Hawaiian/Pacific Island	2	2	2	2	2	2	2	2						
		White, Non-Hispanic	1,323	979	1,269	945	1,336	938	1,229	997	1,013	902	951	847	974	835
		Unknown	11	3	19	6	14	8	238	163	95	58	118	88	126	107
		<b>Total</b>	<b>1,533</b>	<b>1,154</b>	<b>1,502</b>	<b>1,121</b>	<b>1,593</b>	<b>1,129</b>	<b>1,691</b>	<b>1,351</b>	<b>1,279</b>	<b>1,095</b>	<b>1,214</b>	<b>1,060</b>	<b>1,234</b>	<b>1,063</b>
BU	Business Administration	African American, Non-Hispanic	19	18	23	20	18	13	14	13	14	14	20	21	21	19
		American Indian/Alaskan Native			1	1										
		Asian & Asian/Pacific Islander	6	5	4	4	5	5	5	5	5	5	4	3	2	3
		Hispanic	5	5	6	5	2	2	1	1	3	2	2	3	4	3
		International	20	20	20	17	28	24	30	26	30	22	15	13	17	13
		Multi-Racial	8	8	11	12	12	11	12	9	5	6	8	8	10	8
		Native Hawaiian/Pacific Island													1	1
		White, Non-Hispanic	247	231	228	221	232	239	233	241	260	255	255	247	242	245
		Unknown					4	5	7	8	17	19	27	27	27	27
<b>Total</b>	<b>305</b>	<b>287</b>	<b>293</b>	<b>280</b>	<b>297</b>	<b>294</b>	<b>299</b>	<b>300</b>	<b>324</b>	<b>312</b>	<b>321</b>	<b>314</b>	<b>324</b>	<b>319</b>		
EN	Engineering	African American, Non-Hispanic	5	4	5	6	7	6	8	6	8	8	9	7	6	6
		American Indian/Alaskan Native							1	1	1	1	1	1	2	1
		Asian & Asian/Pacific Islander	1	1	2	1	3	1	2	2	2	2	1	1	2	2
		Hispanic	3	3	3	2	4	3	5	5	4	4	5	5	4	4
		International	14	14	11	16	15	29	41	29	40	33	15	13	10	10
		Multi-Racial	6	3	5	5	8	9	10	10	10	9	9	8	8	8
		White, Non-Hispanic	380	365	398	372	410	394	398	377	420	393	389	370	367	350
		Unknown					1	1	10	7	12	12	37	31	53	49
<b>Total</b>	<b>409</b>	<b>390</b>	<b>424</b>	<b>402</b>	<b>448</b>	<b>443</b>	<b>475</b>	<b>437</b>	<b>497</b>	<b>462</b>	<b>466</b>	<b>436</b>	<b>452</b>	<b>430</b>		
PH	Pharmacy	African American, Non-Hispanic	17	20	16	17	14	14	16	16	17	16	21	21	25	24
		American Indian/Alaskan Native	1	1		1							1	1	1	1
		Asian & Asian/Pacific Islander	39	37	39	36	36	36	35	33	31	31	39	38	40	39
		Hispanic	5	4	7	7	8	8	8	8	8	8	10	9	8	8
		International	37	38	45	48	43	47	45	40	45	43	49	50	60	58
		Multi-Racial	14	15	22	22	22	20	25	25	27	27	26	27	30	30
		Native Hawaiian/Pacific Island													1	1
		White, Non-Hispanic	917	906	891	882	877	863	843	827	789	774	723	708	662	650
		Unknown		1	1	1	1	1	11	11	14	14	39	39	63	59
<b>Total</b>	<b>1,030</b>	<b>1,022</b>	<b>1,021</b>	<b>1,014</b>	<b>1,001</b>	<b>989</b>	<b>983</b>	<b>960</b>	<b>931</b>	<b>913</b>	<b>908</b>	<b>893</b>	<b>890</b>	<b>870</b>		
LW	Law	African American, Non-Hispanic	18	18	19	18	18	18	13	13	19	17	14	14	15	15
		American Indian/Alaskan Native	1	1	1	1	1	1	2	2	5	4	3	2	2	2
		Asian & Asian/Pacific Islander	6	6	2	2	2	2	3	3	3	3	3	3	4	4

Source: ONU\_CENSUS\_STUDENT



**Ohio Northern University - Enrollment Census Report**  
**Enrollment by College, Year, Term and Ethnicity**

College	College Description	Ethnicity	2011-12		2012-13		2013-14		2014-15		2015-16		2016-17		2017-18	
			Fall	Spring	Fall	Spring	Fall	Spring	Fall	Spring	Fall	Spring	Fall	Spring	Fall	Spring
LW	Law	Hispanic	5	5	3	3	4	3	5	5	9	7	11	11	9	8
		International	9	9	16	16	15	14	15	14	13	13	32	41	32	32
		Multi-Racial	5	5	6	6	5	5	3	3	1	1	5	5	4	4
		Native Hawaiian/Pacific Island							1	1	1	1	1	1		
		White, Non-Hispanic	273	258	236	229	199	195	172	161	153	146	127	117	120	118
		Unknown	3	3	5	5	7	7	4	4	3	3	3	2	2	2
		<b>Total</b>	<b>320</b>	<b>305</b>	<b>288</b>	<b>280</b>	<b>251</b>	<b>245</b>	<b>218</b>	<b>206</b>	<b>207</b>	<b>195</b>	<b>199</b>	<b>196</b>	<b>188</b>	<b>185</b>
UC	University College	International	14	30	29		29	29	29	29						
		<b>Total</b>	<b>14</b>	<b>30</b>	<b>29</b>		<b>29</b>	<b>29</b>	<b>29</b>	<b>29</b>						
<b>Grand Total</b>			<b>3,611</b>	<b>3,188</b>	<b>3,557</b>	<b>3,097</b>	<b>3,619</b>	<b>3,129</b>	<b>3,695</b>	<b>3,283</b>	<b>3,238</b>	<b>2,977</b>	<b>3,108</b>	<b>2,899</b>	<b>3,088</b>	<b>2,867</b>

Source: ONU\_CENSUS\_STUDENT

**Ohio Northern University - Enrollment Census Report**  
**Enrollment by College, Year, Term and Religious Preference**

College	College Description	Religious Preference	2011-12		2012-13		2013-14		2014-15		2015-16		2016-17		2017-18	
			Fall	Spring	Fall	Spring	Fall	Spring	Fall	Spring	Fall	Spring	Fall	Spring	Fall	Spring
AS	Arts and Sciences	Other denominations or faith	469	268	541	267	645	260	821	563	567	449	576	478	614	493
		No Preference	505	340	433	371	407	357	320	288	236	203	183	153	203	176
		Roman Catholic	281	268	263	246	263	242	244	231	224	214	208	202	191	182
		United Methodist	142	134	119	112	128	120	132	121	113	103	121	110	110	103
		Lutheran	69	64	63	55	59	55	61	53	48	46	47	46	41	40
		Baptist	37	35	41	32	44	44	56	46	50	44	38	34	39	35
		Presbyterian	17	18	17	18	19	20	31	24	30	27	29	25	24	21
		Islam	4	18	16	13	18	20	20	20	6	4	5	5	7	8
		United Church of Christ	6	6	5	4	4	5	3	3	4	4	5	5	4	4
		Jewish	3	3	4	3	6	6	3	2	1	1	2	2	1	1
Total			<b>1,533</b>	<b>1,154</b>	<b>1,502</b>	<b>1,121</b>	<b>1,593</b>	<b>1,129</b>	<b>1,691</b>	<b>1,351</b>	<b>1,279</b>	<b>1,095</b>	<b>1,214</b>	<b>1,060</b>	<b>1,234</b>	<b>1,063</b>
BU	Business Administration	Other denominations or faith	59	54	52	52	68	73	98	96	132	127	140	136	142	137
		No Preference	99	96	115	105	111	105	89	86	67	61	54	54	54	53
		Roman Catholic	78	73	58	57	53	54	52	56	64	63	63	58	65	66
		United Methodist	31	30	28	26	24	26	26	25	24	26	27	27	26	25
		Lutheran	18	17	18	20	20	19	18	20	17	16	23	22	19	18
		Baptist	9	9	13	11	7	5	6	6	10	8	7	8	10	11
		Presbyterian	7	6	5	5	8	8	6	6	5	5	5	7	4	5
		Islam	2		2	2	2	2	2	3	2	2				
		United Church of Christ	1	1			1		1	1	2	3	2	2	4	4
		Jewish	1	1	2	2	3	2	1	1	1	1				
Total			<b>305</b>	<b>287</b>	<b>293</b>	<b>280</b>	<b>297</b>	<b>294</b>	<b>299</b>	<b>300</b>	<b>324</b>	<b>312</b>	<b>321</b>	<b>314</b>	<b>324</b>	<b>319</b>
EN	Engineering	Other denominations or faith	99	94	114	107	143	136	151	145	181	164	170	158	140	136
		No Preference	106	100	105	102	102	115	113	89	88	83	88	79	91	86
		Roman Catholic	101	100	112	101	106	99	103	96	108	103	97	92	106	100
		United Methodist	55	52	48	46	47	45	50	49	60	55	49	47	54	52
		Lutheran	19	17	18	17	21	20	24	22	27	26	23	22	22	21
		Baptist	11	9	10	9	9	8	10	10	11	10	17	16	16	14
		Presbyterian	10	10	11	11	12	12	13	13	11	12	13	13	12	12
		Islam	7	7	4	7	6	5	6	8	7	5	4	4	5	5
		United Church of Christ							3	3	3	3	5	5	6	4
		Jewish	1	1	2	2	2	3	2	2	1	1				
Total			<b>409</b>	<b>390</b>	<b>424</b>	<b>402</b>	<b>448</b>	<b>443</b>	<b>475</b>	<b>437</b>	<b>497</b>	<b>462</b>	<b>466</b>	<b>436</b>	<b>452</b>	<b>430</b>
PH	Pharmacy	Other denominations or faith	221	215	223	219	235	231	242	237	260	249	272	261	267	263
		No Preference	180	181	183	181	166	162	162	151	155	151	157	154	169	163
		Roman Catholic	367	360	356	353	349	345	335	331	307	302	273	272	257	252
		United Methodist	122	122	107	106	98	98	92	91	81	81	82	80	76	74

Source: ONU\_CENSUS\_STUDENT

**Ohio Northern University - Enrollment Census Report**  
**Enrollment by College, Year, Term and Religious Preference**

College	College Description	Religious Preference	2011-12		2012-13		2013-14		2014-15		2015-16		2016-17		2017-18	
			Fall	Spring	Fall	Spring	Fall	Spring	Fall	Spring	Fall	Spring	Fall	Spring	Fall	Spring
PH	Pharmacy	Lutheran	61	61	62	61	58	56	60	59	55	54	49	48	43	43
		Baptist	35	35	34	34	35	35	30	29	24	26	21	22	21	20
		Presbyterian	23	23	21	21	23	23	27	27	20	20	19	19	19	18
		Islam	11	15	22	26	26	28	26	26	23	23	26	28	30	29
		United Church of Christ	8	8	8	8	7	7	4	4	2	3	5	5	3	3
		Jewish	2	2	5	5	4	4	5	5	4	4	4	4	5	5
		<b>Total</b>	<b>1,030</b>	<b>1,022</b>	<b>1,021</b>	<b>1,014</b>	<b>1,001</b>	<b>989</b>	<b>983</b>	<b>960</b>	<b>931</b>	<b>913</b>	<b>908</b>	<b>893</b>	<b>890</b>	<b>870</b>
LW	Law	Other denominations or faith	88	84	74	72	51	51	87	82	121	117	158	149	154	151
		No Preference	142	136	164	158	163	161	120	113	76	68	35	42	31	31
		Roman Catholic	59	55	32	32	24	22	6	6	6	6	3	3		
		United Methodist	11	11	4	4	2	2	1	1	2	2	2	1	3	3
		Lutheran	8	7	6	6	5	4	1	1	1	1				
		Baptist	6	6	4	4	1	1								
		Presbyterian	4	4	2	2	1	1	2	2	1	1	1	1		
		Islam	1	1	2	1	3	2								
		Jewish	1	1		1	1	1	1	1						
<b>Total</b>	<b>320</b>	<b>305</b>	<b>288</b>	<b>280</b>	<b>251</b>	<b>245</b>	<b>218</b>	<b>206</b>	<b>207</b>	<b>195</b>	<b>199</b>	<b>196</b>	<b>188</b>	<b>185</b>		
UC	University College	Other denominations or faith					4	4	4	4						
		Islam	14	30	29		25	25	25	25						
	<b>Total</b>	<b>14</b>	<b>30</b>	<b>29</b>		<b>29</b>	<b>29</b>	<b>29</b>	<b>29</b>							
<b>Grand Total</b>			<b>3,611</b>	<b>3,188</b>	<b>3,557</b>	<b>3,097</b>	<b>3,619</b>	<b>3,129</b>	<b>3,695</b>	<b>3,283</b>	<b>3,238</b>	<b>2,977</b>	<b>3,108</b>	<b>2,899</b>	<b>3,088</b>	<b>2,867</b>

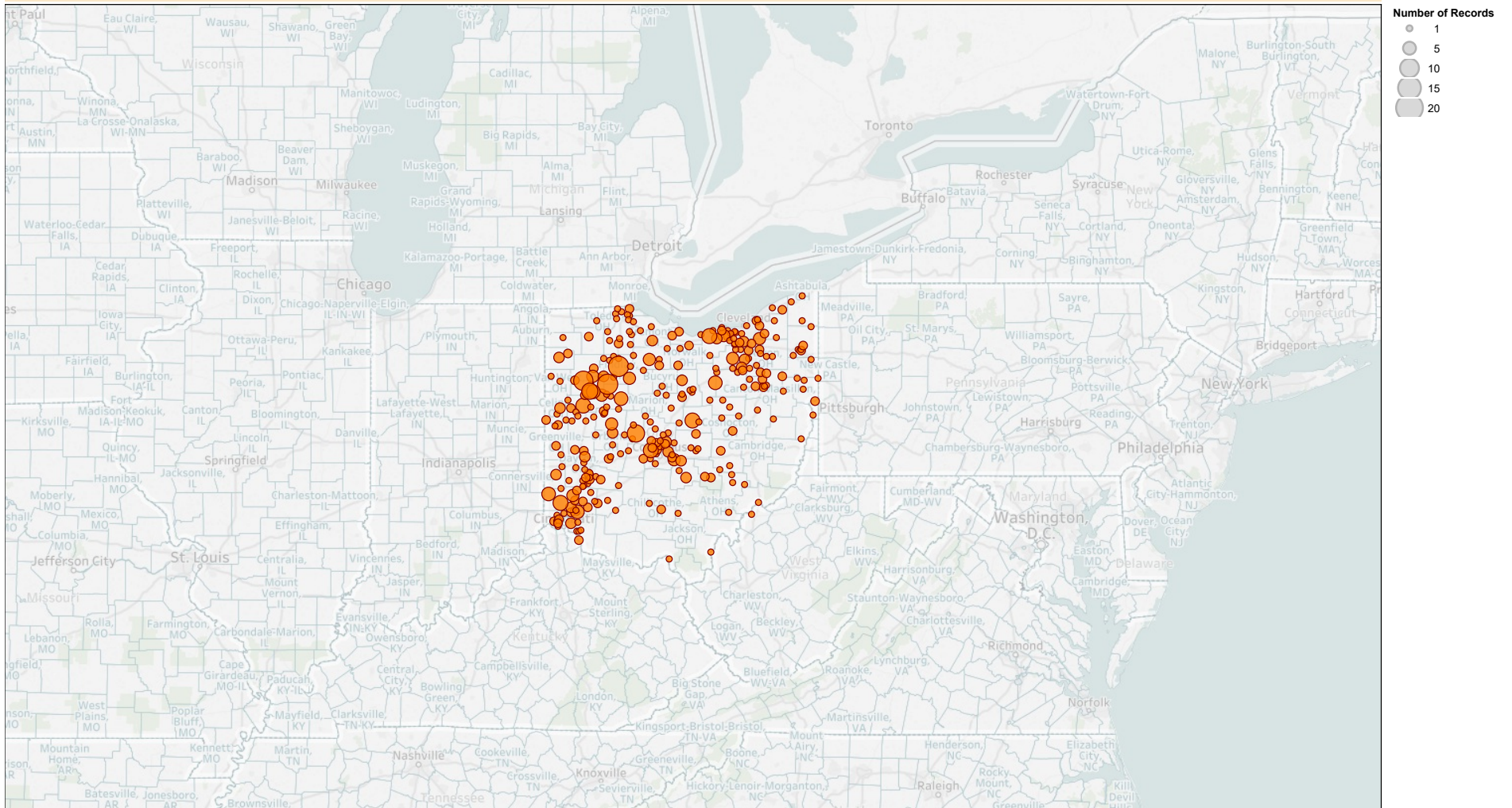
Source: ONU\_CENSUS\_STUDENT

**Ohio Northern University - Enrollment Census Report**  
**Mean ACT Composite Scores of First-Time Freshmen by Year (Fall Terms)**

College	College Description	Number Submitting ACT Scores							Avg. ACT Scores						
		2011-12	2012-13	2013-14	2014-15	2015-16	2016-17	2017-18	2011-12	2012-13	2013-14	2014-15	2015-16	2016-17	2017-18
BU	Business Administration	61	52	62	50	75	68	62	24.3	23.8	24.4	24.6	24.4	24.6	24.0
EN	Engineering	114	112	122	109	125	114	123	26.7	26.1	26.8	27.1	26.9	25.9	26.4
PH	Pharmacy	189	157	155	166	114	141	137	28.8	28.5	28.6	27.6	26.9	27.0	26.4
AS	Arts and Sciences	276	265	242	275	226	244	265	25.3	24.5	24.3	24.6	24.0	24.2	24.0
Grand Total		<b>640</b>	<b>586</b>	<b>581</b>	<b>600</b>	<b>540</b>	<b>567</b>	<b>587</b>	<b>26.5</b>	<b>25.8</b>	<b>26.0</b>	<b>25.9</b>	<b>25.3</b>	<b>25.3</b>	<b>25.1</b>

Source: ONU\_CENSUS\_STUDENT

**Ohio Northern University - Enrollment Census Report**  
**First-Time Freshman Students from Ohio by Zip Code (Fall 2017)**



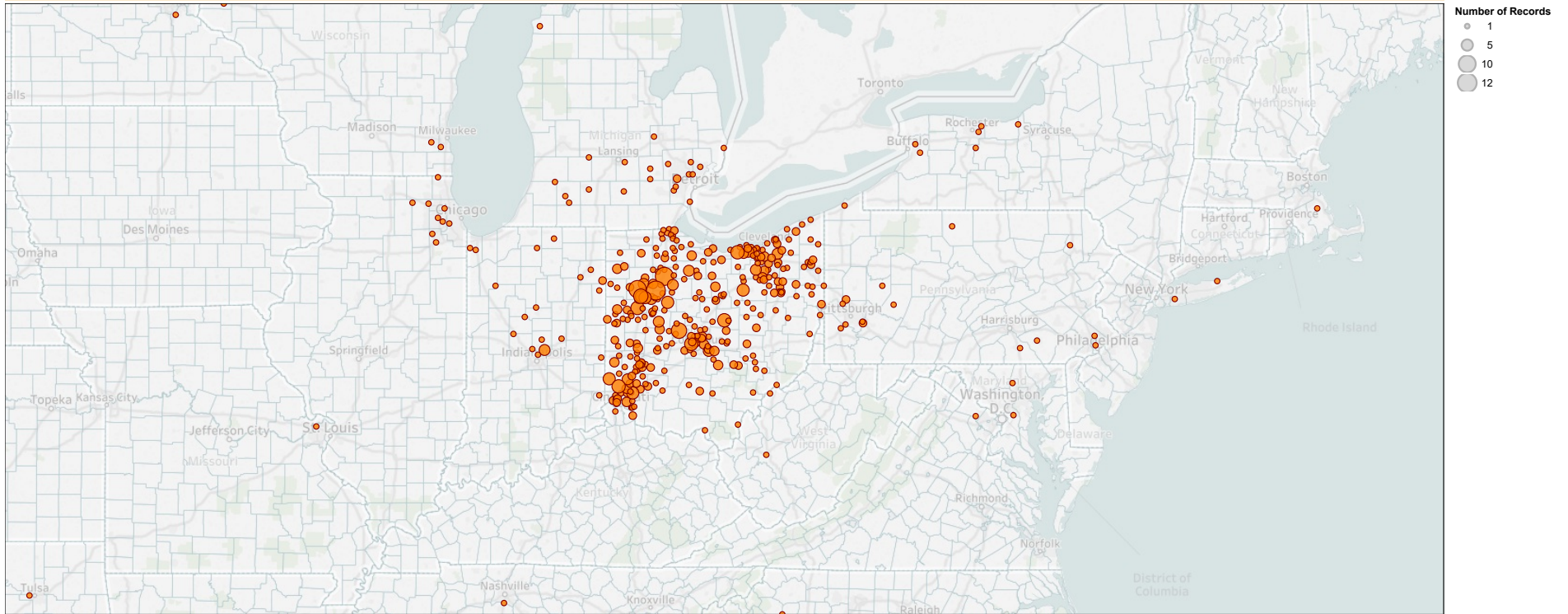
Map is based on the permanent address listed for the students at the time of census.

Source: ONU\_CENSUS\_STUDENT

For an interactive map, please refer visit the following link:

[https://public.tableau.com/views/ONUEnrollmentCensusReport/Dashboard2?:showVizHome=no&:embed=y&:display\\_count=no](https://public.tableau.com/views/ONUEnrollmentCensusReport/Dashboard2?:showVizHome=no&:embed=y&:display_count=no)

**Ohio Northern University - Enrollment Census Report**  
**First-Time Freshman Students from Ohio and Neighboring States by Zip Code (Fall 2017)**

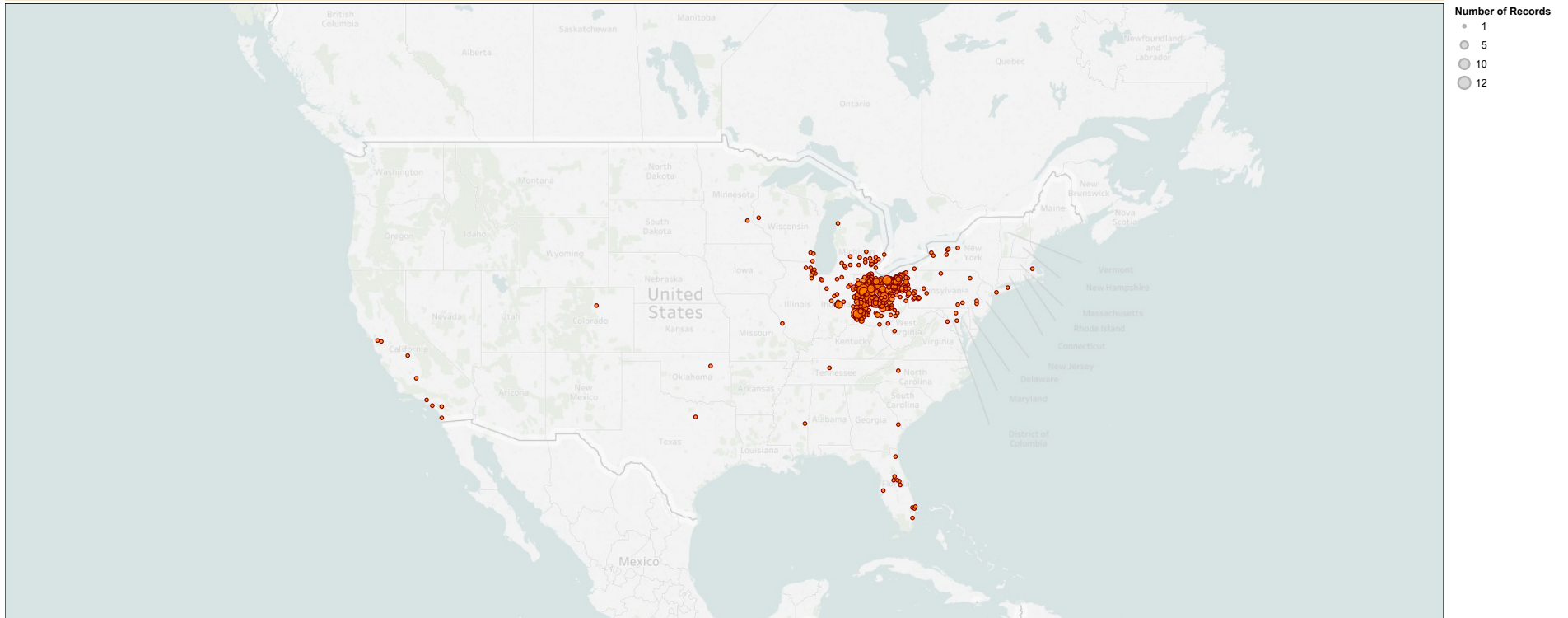


Map is based on the permanent address listed for the students at the time of census.

Source: ONU\_CENSUS\_STUDENT

For an interactive map, please refer visit the following link: [https://public.tableau.com/views/ONUEnrollmentCensusReport/Dashboard2?:showVizHome=no&:embed=y&:display\\_count=no](https://public.tableau.com/views/ONUEnrollmentCensusReport/Dashboard2?:showVizHome=no&:embed=y&:display_count=no)

**Ohio Northern University - Enrollment Census Report**  
**First-Time Freshman Students from Continental United States by Zip Code (Fall 2017)**



Map is based on the permanent address listed for the students at the time of census.

Source: ONU\_CENSUS\_STUDENT

For an interactive map, please refer visit the following link: [https://public.tableau.com/views/ONUEnrollmentCensusReport/Dashboard2?:showVizHome=no&:embed=y&:display\\_count=no](https://public.tableau.com/views/ONUEnrollmentCensusReport/Dashboard2?:showVizHome=no&:embed=y&:display_count=no)